

Incorporating Durable Medical Equipment within your Treatment Protocols

Benefits to your Patients and your Practice

Hal Ornstein, DPM, FASPS

Cindy Pezza, PMAC

- To better understand the benefits of developing structured treatment protocols
- How to ethically integrate durable medical equipment, maximizing patient compliance, outcome and practice revenue

Objectives

Reasons To Follow These Protocols...

- Improved outcomes
 - Easy to understand for staff and patients
 - Medico-legal security
 - Improved patient satisfaction
 - Patient convenience
 - Ease of inventorying
 - Increase revenue (PVV)
 - Consistent with standards of care
-

Disclaimer:

Suggested codes are based on publicly available information and are offered as a convenience to physicians. The authors make no claims, promises or guarantees as to the availability of reimbursement for any of the suggested products. It is within the sole discretion of physicians to determine the appropriate billing code for a product as well as whether the use of a product complies with medical necessity and other documentation requirements of the payer. Actual reimbursement may vary.

*****Not responsible for typographical errors.**

- Ankle-foot orthoses (AFO) described by codes L1900, L1902-L1990, L2106-L2116, L4350, L4361*, L4387* and L4631 are covered for ambulatory patients **with weakness or deformity of the foot and ankle, who require stabilization for medical reasons, and have the potential to benefit functionally.**
- *recent changes to codes

When to use L Codes...
(basic coverage criteria)

- AFOs that are custom-fabricated are covered for ambulatory patients when the basic coverage criteria listed and one of the following criteria are met:

The patient could not be fit with a prefabricated AFO, or

- The condition necessitating the orthosis is expected to be permanent or of longstanding duration (more than 6 months), or
- There is a need to control the knee, ankle or foot in more than one plane, or
- The patient has a documented neurological, circulatory, or orthopedic status that requires custom fabricating over a model to prevent tissue injury, or
- The patient has a healing fracture which lacks normal anatomical integrity or anthropometric proportions.

Use of L Codes depicting custom Devices

- L2999 Non covered
- L1902 AFO, Gauntlet style
- L1906 AFO, Multiligamentous
- L4387* AFO, Non-pneumatic walking
- L4397* AFO, Plantar fascia night splint
- L4361* AFO, Pneumatic below knee
- L1971 AFO, With ankle joint
- L4350 AFO, Ankle control orthotics
- L1932 AFO, Dynamic
- L1951 AFO, Spiral, plastic, other

Commonly used Prefabricated AFO Categories/DME HCPCS Codes

Ankle Sprain ~ Grade 1

Possible ICD-10 Diagnosis Codes:

S93.411 Sprain and strain of ankle
calcaneofibular, right

S93.412 Sprain of ankle
calcaneofibular, left

M25.571 Pain in ankle and joints of
foot, right

M24.871 Other specific joint
derangements of ankle, right



Ankle Sprain ~ Grade 1

Visit One



Lace Up Ankle Brace
Suggested Code: L1902

Ankle Sprain Grades 2 and 3



Possible ICD-10 Diagnosis Codes:

M25.571 Pain in ankle and joints of foot, right

M25.572 Pain in ankle and joints of foot, left

M24.871 Other specific joint derangements of ankle, right

M24.872 Other specific joint derangements of ankle, left

Ankle Sprain ~ Grades 2 & 3

Initial Visit



**Elite Ortho
AirVantage II Air
Walker**



**Elite Ortho
Premiere Air
Walker**



Aircast FP Walker



**Ossur Rebound Air
Walker**

Pneumatic Walker
Suggested Code: L4361

Ankle Sprain ~ Grade 2 & 3

Follow up visit, 2 - 6 weeks

Healing Well



**Elite Ortho
Lace Up Ankle Brace**
Suggested Code: L1902



Darco Web Ankle
Suggested Code: L1902

Delayed Healing



Comfortland Accord III
Suggested Code: L1971

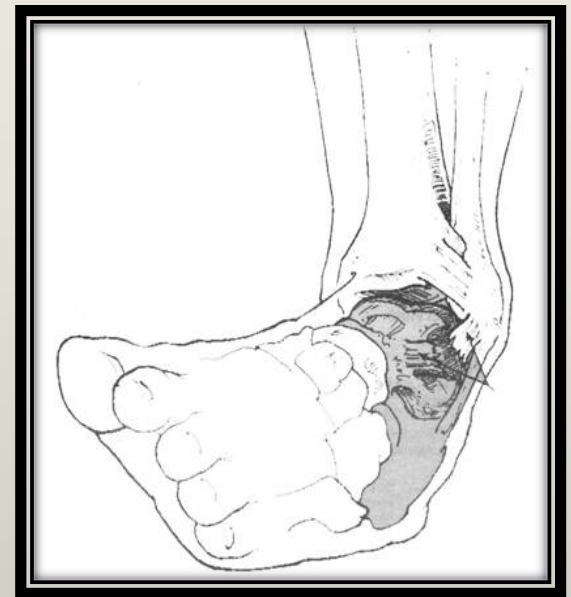
Ankle Instability

S93.411 Sprain of ankle calcaneofibular, right

S93.412 Sprain of ankle calcaneofibular, left
Other specific joint derangements of

M24.871 ankle, right

Other specific joint derangements of
M24.872 ankle, left



Ankle Instability Initial Visit

Mild



**Elite Ortho
Lace Up Ankle Brace
Suggested Code: L1902**



**Darco Web Ankle Brace
Suggested Code: L1902**

Moderate



**Ossur Rebound
Hinged Ankle Brace
Suggested Code: L1906**

Gait / Chronic Ankle Instability



Balance Brace (Custom)

Suggested L Codes:

L1940, L2330, L2820 x2 (bilateral)

Plantar Fasciitis



ICD-10 Diagnosis Code:

M72.2 Plantar fascial fibromatosis

Plantar fasciitis

Initial Visit



Aircast Airheel
Suggested Code: L2999
(Patient Pays)



Foot Steps Insert
Suggested Code: L2999
(Patient Pays)

You can “Google” that!

- Patients will seek to find your products elsewhere at a discounted rate
- Customization shows your patients that your products are “physician only” / “Medical grade” available ONLY through your practice.



Plantar fasciitis

Subsequent Visit



**Elite Ortho Premiere
Posterior Night Splint**



**Darco Dorsal
Night Splint**



**Elite Ortho Adjustable
Dorsal Night Splint**

Night Splint ~ Posterior or Dorsal

Suggested Code: L4397

Criteria for L4397...

An L4397 (Static or dynamic positioning ankle-foot orthosis) is covered if either all of criteria 1 - 4 or criterion 5 is met:

1. Plantar flexion contracture of the ankle with dorsi-flexion on passive range of motion testing of at least 10 degrees (i.e., a non-fixed contracture); *and*
2. Reasonable expectation of the ability to correct the contracture; *and*
3. Contracture is interfering or expected to interfere significantly with the patient's functional abilities; *and*
4. Used as a component of a therapy program which includes active stretching of the involved muscles and/or tendons; *or*
5. The patient has plantar fasciitis

*****NEWEST CRITERIA – Device Must be adjustable*****

Plantar fasciitis ~ Subsequent Visit

Severe



**Elite Ortho Premiere
Low Top Air Walker**



Aircast SP Walker

Pneumatic Walker
Suggested Code: L4361

Posterior Tibialis Tendonitis



Possible ICD-10 Diagnosis Codes:

M76.821 Posterior tibial tendonitis, right

M76.822 Posterior tibial tendonitis, left

Posterior Tibialis Tendonitis

Mild ~ Initial Visit



Foot Steps Insert
Suggested Code: L2999
Patient Pays



Aircast Airlift PTTD
Suggested Code: L1902

Posterior Tibialis Tendonitis

Moderate ~ Initial Visit



**Donjoy
Velocity ES**



**Ossur Rebound
Hinged Ankle Brace**

Suggested Code: L1906

PDAC letter requirement has changed

Posterior Tibial Tendonitis

Severe ~ Initial Visit



**Elite Ortho Premiere
Air Walker**



**Elite Ortho
AirVantage II Air
Walker**



**Ossur
Rebound
Air Walker**



Aircast FP Walker

Pneumatic Walker

Suggested Code: L4361

Posterior Tibial Tendonitis

Subsequent Visit

Less Severe



Aircast Airlift PTTD
Suggested Code: L1902

More Severe



Donjoy
Velocity ES
L1906



Comfortland Accord
III
L1971

Posterior Tibialis Tendon Rupture

Stage 3



M21.41 Flat foot, acquired, right

M21.42 Flat foot, acquired, left

M66.871 Spontaneous rupture of tendons of ankle, foot, right

M66.872 Spontaneous rupture of tendons of ankle, foot, left

Posterior Tibialis Tendon Rupture

~ Stage 3 ~ Initial Visit



**Elite Ortho Premiere
Air Walker**



**Ossur Rebound Air
Walker**



Aircraft FP Walker

Pneumatic Walker
Suggested Code: L4361

Posterior Tibialis Rupture Stage 3

Subsequent Visit, if getting better

Less Severe



Aircast Airlift PTTD
Suggested Code: L1902

More Severe



Donjoy
Velocity ES



Ossur Rebound
Hinged Ankle Brace

Suggested Code: L1906

Posterior Tibialis Tendon Rupture ~ Stage 3 Subsequent Visit, if getting worse



**Comfortland Accord III to
transition to. . .**



**Gauntlet style
Standard AFO
L1940, L2330,
L2820**

Post Op Bunionectomy, Metatarsal Osteotomy



S92.3 Fracture of metatarsal bone(s)

S92.4 Fracture of great toe

S92.5 Fracture of lesser toe(s)

M25.571 Pain in right ankle and joints of foot

M25.572 Pain in left ankle and joints of foot

Metatarsal Osteotomy

Initial visit



**Elite Ortho
Premiere
Low Top Walker
Suggested Code: L431**



**Elite Ortho
Advantage III
Low Top Walker
Suggested Code: L4387**

Pediatric Fracture



M84.361A Stress fracture, tibia

M84.362A Stress fracture, tibia

S93.419 Sprain of calcaneofibular ligament of unspecified ankle

S93.429 Sprain of deltoid ligament of unspecified ankle

S93.439 Sprain of tibiofibular ligament of unspecified ankle

Pediatric Fracture - Initial Visit



**Elite Ortho Pediatric
Walker**



Bledsoe Wee Walker



**Aircast XP
Walker**

Pneumatic Walker, Pediatric or XS Adult Size

Suggested Code: L4361

Pediatric Fracture

Follow up visit, 7 - 9 weeks



Aircast Air-Stirrup, pediatric size
Suggested Code: L4350

Tarsal Tunnel Syndrome



M79.671 Pain in joint, ankle, foot, right

M79.672 Pain in joint, ankle, foot, left

M65.871 Other synovitis, ankle, foot, right

M65.872 Other synovitis, ankle, foot, left

Tarsal Tunnel Syndrome - Initial Visit

Mild



**Elite Ortho
Lace Up Ankle Brace**
Suggested Code:
L1902



Darco Web Ankle
Suggested Code: L1902

Moderate



**Ossur Rebound
Hinged Ankle Brace**
Suggested Code:
L1906

Severe Tarsal Tunnel Syndrome

Initial Visit



**Elite Ortho
Premiere Low
Top Air Walker**



**Elite Ortho AirVantage
II Low Top Air Walker**



Aircast SP Walker

Pneumatic Walkers
Suggested Code: L4361

Severe Tarsal Tunnel Syndrome

Subsequent Visit



Elite Ortho Lace Up

Suggested Code: L1902



Aircast Airlift PTTD

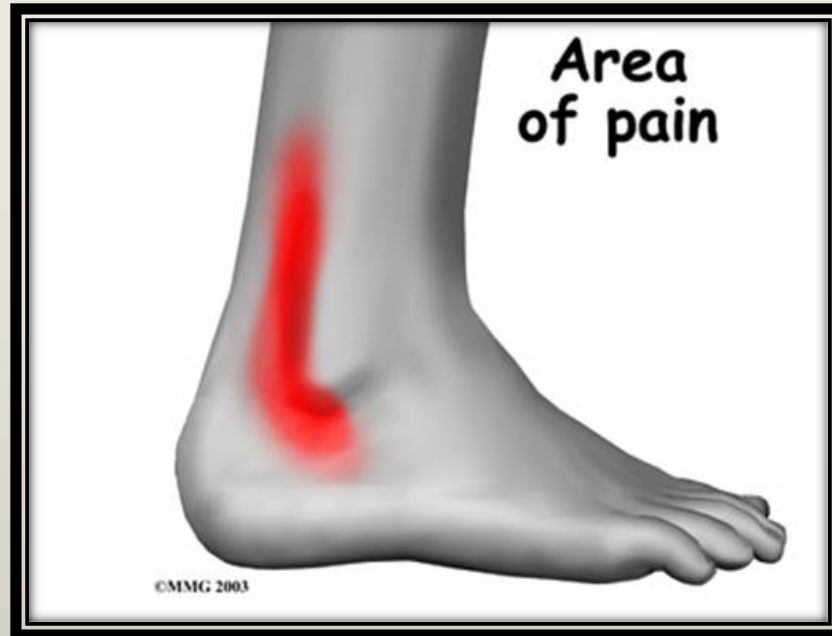
Suggested Code: L1902



Comfortland Accord III

Suggested Code: L1971

Peroneal Tendonitis



- M65.871 Other synovitis and tenosynovitis, ankle and foot, right
 - M65.872 Other synovitis and tenosynovitis, ankle and foot, left
-

Peroneal Tendonitis

Initial Visit

Mild to Moderate



Elite Ortho Lace Up Ankle Brace
Suggested Code: L1902

Peroneal Tendonitis ~ Severe Initial Visit



**Elite Ortho Premiere
Low Top Air Walker**

**Elite Ortho
Premiere High
Top Air Walker**

Aircast SP Walker

**Comfortland
Accord III
Suggested Code:**

L1971

Pneumatic Walkers

Suggested Code: L4361

Peroneal Tendonitis

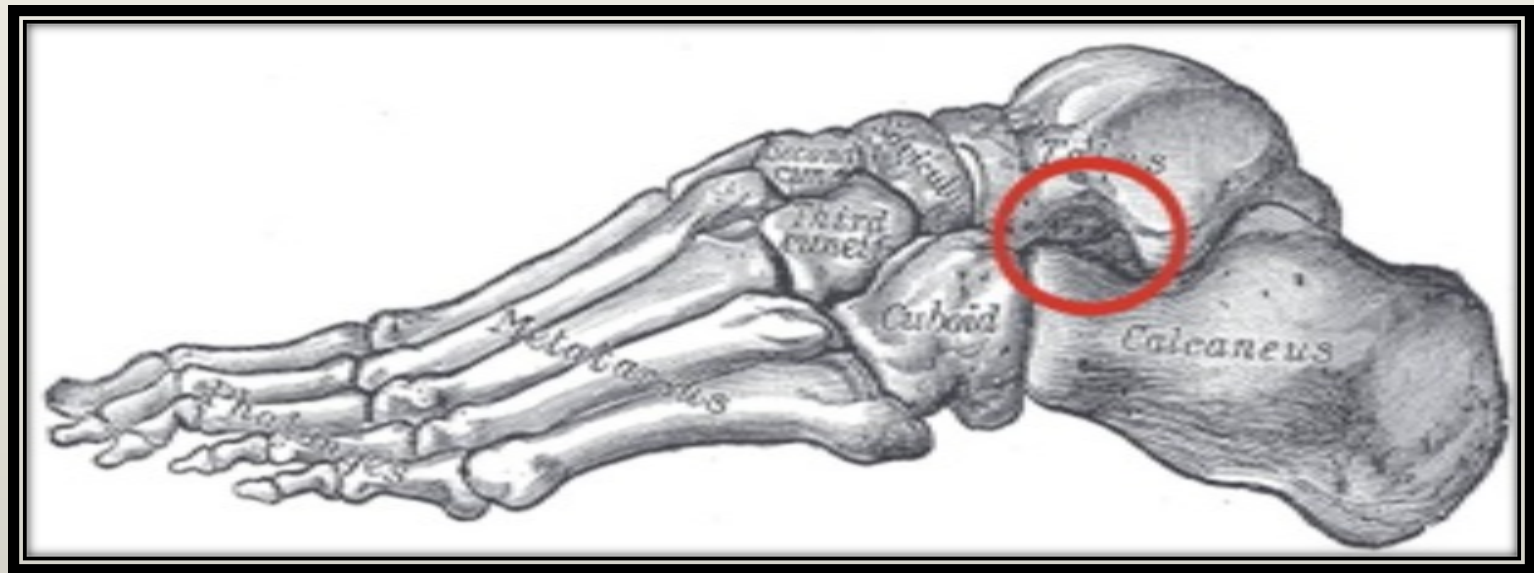
Subsequent Visit

Severe



Elite Ortho Lace Up Ankle Brace
Suggested Code: L1902

Sinus Tarsi Syndrome



- M25.571 Pain in right ankle and joints of foot
- M25.572 Pain in left ankle and joints of foot

Sinus Tarsi Syndrome

Initial Visit

Mild



Elite Ortho Lace Up
Suggested Code: L1902



Darco Web Ankle

Suggested Code: L1902

Moderate



Ossur Rebound
Hinged Ankle Brace

Suggested Code: L1906

Sinus Tarsi Syndrome

Initial Visit



**Elite Ortho Premiere
Low Top Air Walker**



Aircast SP Walker



**Elite Ortho AirVantage II
Low Top Air Walker**

Pneumatic Walkers
Suggested Code: L4361

Sinus Tarsi Syndrome ~ Severe Subsequent Visit



**Elite Ortho Lace Up Ankle Brace
Suggested Code: L1902**

Achilles Tendonitis

Achilles Tendon Rupture



M76.61 Achilles tendinitis, right

M76.62 Achilles tendinitis, left

Achilles Tendonitis ~ Achilles Tendon Tear

Initial Visit



**Elite Ortho Premiere
High Top Air Walker**



Ossur Rebound Air Walker



Aircast FP Walker

Pneumatic Walkers

Suggested Code: L4361

Achilles Tendonitis

Initial Visit



**Elite Ortho
Posterior Night Splint**



**Elite Ortho Adjustable
Dorsal Night Splint**



**Darco Dorsal
Night Splint**

Night Splint ~ Posterior or Dorsal

Suggested Code: L4397

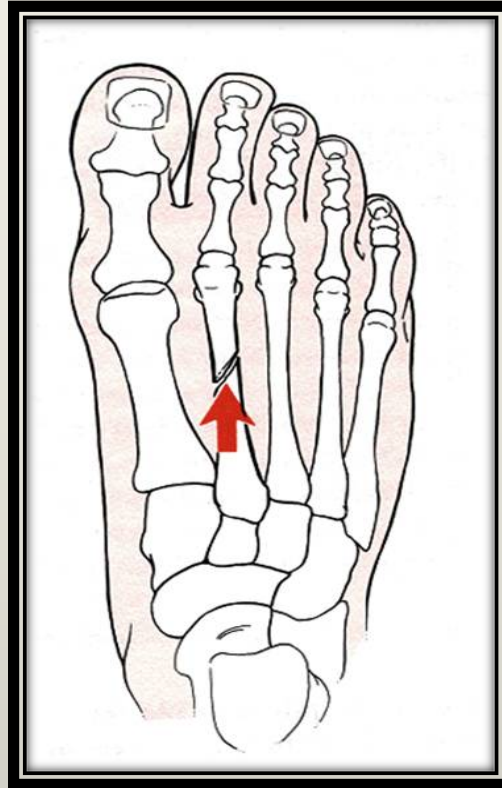
Achilles Tendonitis ~ Achilles Tendon Tear

Subsequent / Follow up visit



Elite Ortho Lace Up Ankle Brace
Suggested Code: L1902

Metatarsal Fracture



M84.374

Stress fracture, right foot

M84.375

Stress fracture, left foot

S92.3

Fracture of metatarsal bone(s)

Metatarsal Fracture

Initial visit



**Elite Ortho Premiere
Non-Pneumatic
Low Top Walker
Suggested Code: L4387**



**Elite Ortho Advantage III
Non-Pneumatic
Low Top Walker
Suggested Code: L4387**

Metatarsal Fracture

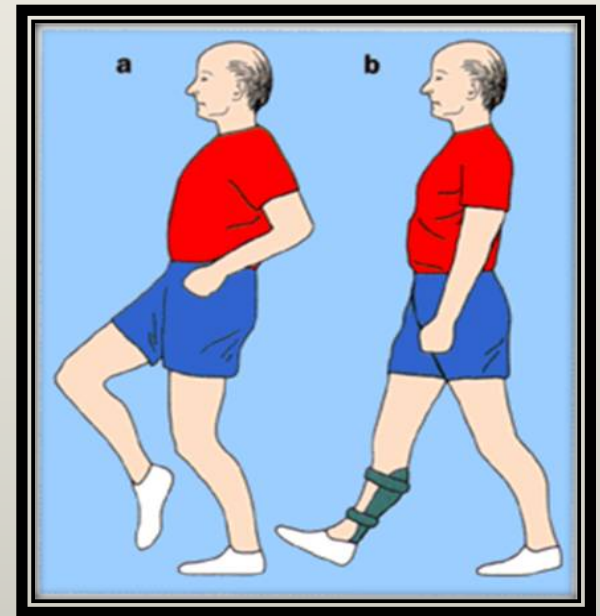
Follow up visit



Foot Steps Prefabricated Orthotic
Suggested Code: L2999
Patient pays

Flaccid Drop Foot

M21.371 Foot Drop, acquired, right
M21.372 Foot drop, acquired, left
G60.0 Hereditary motor and sensory neuropathy
G35 Multiple sclerosis



Flaccid Drop Foot ~ Initial Visit



**Euro International Peromax
Suggested Code: L1951**



Options include: Elite Ortho AFO
L1903



Think outside the box



Thank you!

Cindy Pezza, PMAC

info@pinnaclepa.com
